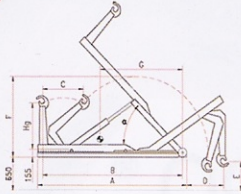




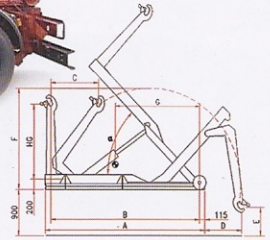
HOOKLIFT A-3

Model	Hg	A	B	C	D	E	F	G	Weight	α	min.	max.
LIFT 3 C	900/920	2.880	2.885	825	1.370	620	1.600	1.550	475 kg	51°	3.000	3.200
LIFT 3 N	900/920	3.180	2.985	975	1.220	600	1.600	1.715	490 kg	47°	3.300	3.500



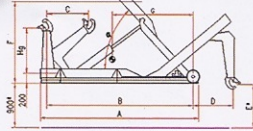
HOOKLIFT A-8

Model	HG	A	B	C	D	E	F	G	Weight	α	min.	max.
LIFT 6 C	1.430/1.570	3.165	2.950	1.000	975	590	1.980	1.750	920 kg	52°	3.200	3.500
LIFT 6 N	1.430/1.570	3.365	3.150	1.000	775	590	1.980	1.800	950 kg	46°	3.300	3.800
LIFT 6 L	1.430/1.570	3.565	3.350	1.000	575	590	1.980	1.850	980 kg	42°	3.500	4.000
LIFT 6 XL	1.430/1.570	3.765	3.550	1.000	835	400	2.190	1.910	1.070 kg	52°	3.800	4.300
LIFT 6 XXL	1.430/1.570	3.965	3.750	1.000	635	400	2.190	1.960	1.100 kg	47°	4.000	4.500



HOOKLIFT A-6

Model	Hg	A	B	C	D	E	F	G	Weight	α	min.	max.
LIFT 6 (920) C	900/920	3.165	2.950	885	935	875	1.655	1.750	890 kg	52°	3.200	3.500
LIFT 6 (920) N	900/920	3.365	3.150	885	735	875	1.655	1.800	920 kg	46°	3.300	3.800
LIFT 6 (920) L	900/920	3.565	3.350	885	535	875	1.655	1.850	950 kg	42°	3.500	4.000
LIFT 6 (920) XL	900/920	3.765	3.550	885	785	875	1.800	1.910	1.070 kg	52°	3.800	4.300
LIFT 6 (920) XXL	900/920	3.965	3.750	885	585	875	1.800	1.960	1.100 kg	47°	4.000	4.500



HOOKLIFT T-8

Model	HG	A	B	C	D	E	F	G	Weight	α	min.	max.
IT 8 C	1.430/1.570	4.135	3.850	800	1.400	1.145	2.600	2.200	1.580 kg	58°	3.500	4.500
IT 8 N	1.430/1.570	4.335	4.050	800	1.200	1.145	2.600	2.250	1.600 kg	53°	3.800	4.800
IT 8 NL	1.430/1.570	4.535	4.250	800	1.000	1.145	2.600	2.300	1.630 kg	49°	4.100	5.100
IT 8 L	1.430/1.570	4.735	4.450	800	800	1.145	2.600	2.350	1.650 kg	45°	4.400	5.400

